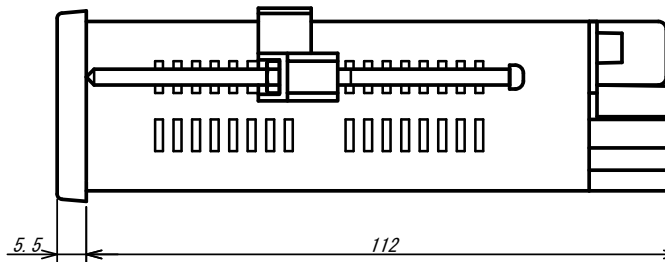
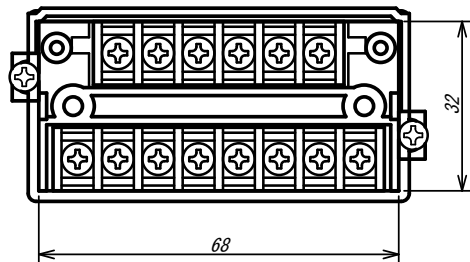


TSURUGA ELECTRIC CORPORATION. All rights reserved.

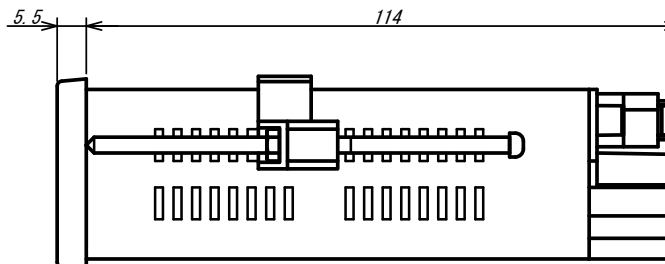
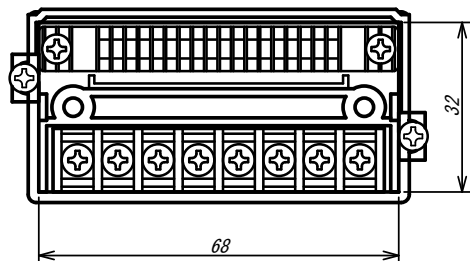
パネルカット寸法：68.5<sup>+0.5</sup> × 32.5<sup>+0.5</sup>  
端子ねじ：M3

REVISED	DATE	Feb. 10. 1999	APPROVED BY	TITLE 4 1 6 M 7 2 × 3 6 温度計 外形図
	SCALE		CHECKED BY	
	DESIGNED BY		DRAWN BY	
	TSURUGA ELECTRIC CORPORATION			
<small>△H21.6.19 上段柱高さ寸法変更 林 △H19.2.8 BCDコネクタ変更 森金 △H11.4.9 オプション出力追加 梶田</small>			1/2	

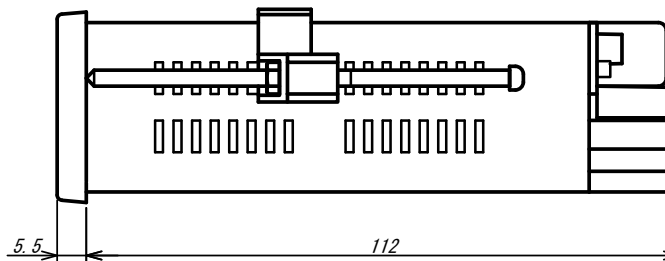
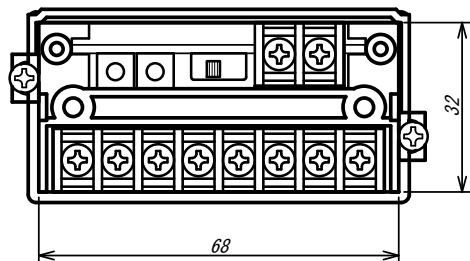
△ アナログ出力付  
コンパレータ出力付



△ BCD出力付



△ RS-485出力付



TSURUGA ELECTRIC CORPORATION. All rights reserved.

REVISED	DATE	Feb. 10. 1999	APPROVED BY	TITLE 4 1 6 M 7 2 × 3 6 温度計 外形図 DRAWING No. FC-01024-3 2/2
	SCALE		CHECKED BY	
	DESIGNED BY		DRAWN BY	
	TSURUGA ELECTRIC CORPORATION			