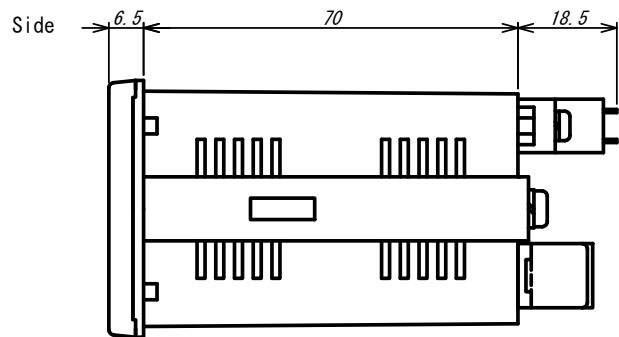
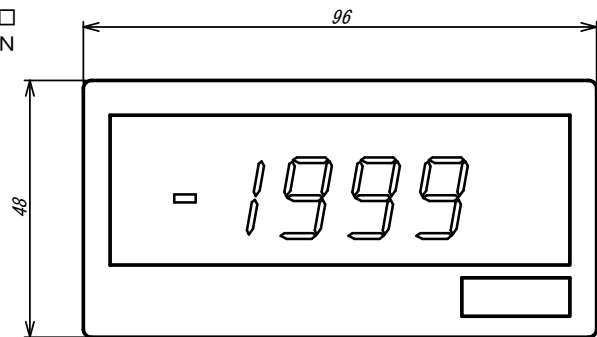


Panel cut-out dimension $92^{+0.8} \times 45^{+0.6}$
Terminal screws : M3

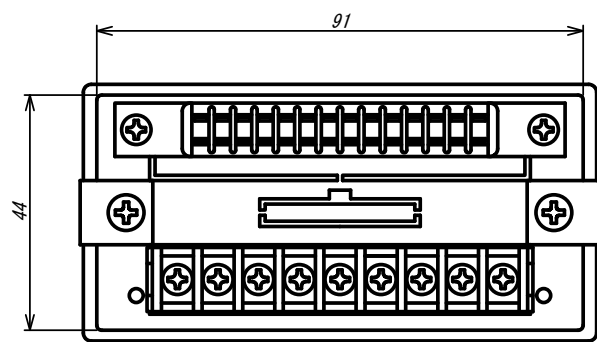
TSURUGA ELECTRIC CORPORATION. All rights reserved.

REVISED	DATE	Sep. 25, 2012	APPROVED BY	TITLE	481D	
	SCALE		CHECKED BY			
	DESIGNED BY	S. Mayumi	DRAWN BY	S. Mayumi	DRAWING No.	FC-01582
	TSURUGA ELECTRIC CORPORATION				1/2	

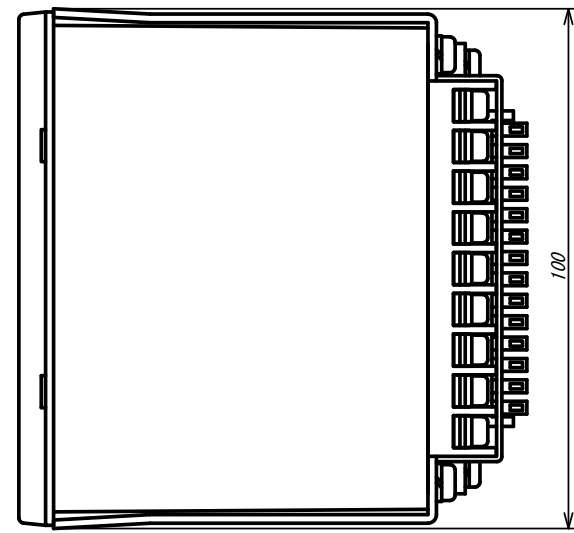
TYPE - B □
TYPE - D N



Rear

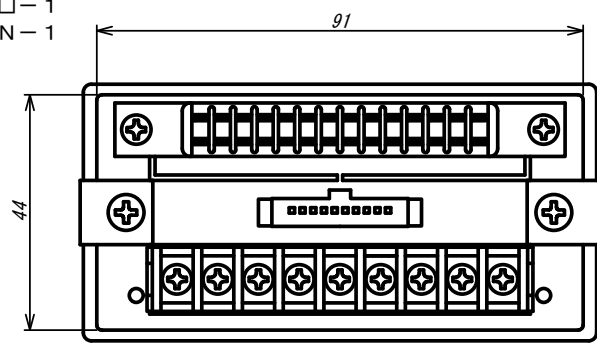


Bottom

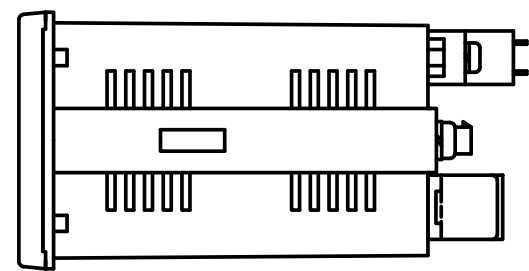


TYPE - B □ - 1
TYPE - D N - 1

Rear



Side



REVISED	DATE	Sep. 25, 2012	APPROVED BY	TITLE 4 8 1 D	
	SCALE		CHECKED BY		
	DESIGNED BY	S. Mayumi	DRAWN BY		S. Mayumi
	TSURUGA ELECTRIC CORPORATION				DRAWING No. FC-01582
				2/2	