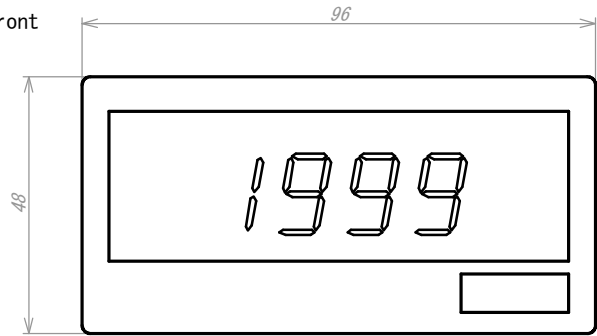


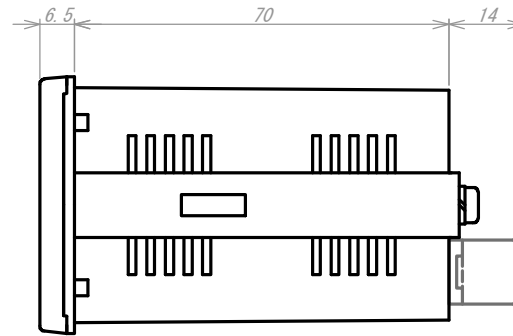
90/10-2J

DRAWING No.

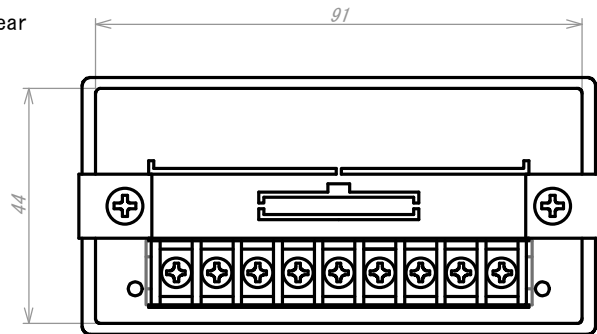
Front




Side



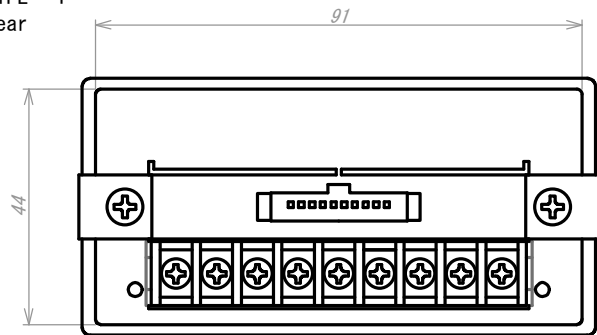
Rear



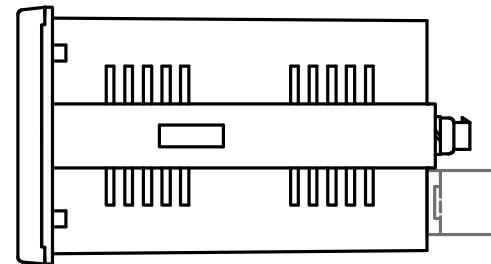
Bottom



TYPE-1
Rear



Side



TSURUGA ELECTRIC CORPORATION All Rights Reserved.

Panel cut-out dimension $92^{+0.8} \times 45^{+0.6}$
Terminal screws : M3

REVISED	DATE	Jul. 24, 2017	APPROVED BY	TITLE	
	SCALE		CHECKED BY		481E
	DESIGNED BY	K. Osako	DRAWN BY	K. Osako	DRAWING No.
	TSURUGA ELECTRIC CORPORATION				FC-01706